

# Tracking feature

## Fulfill & Get Tracking URL

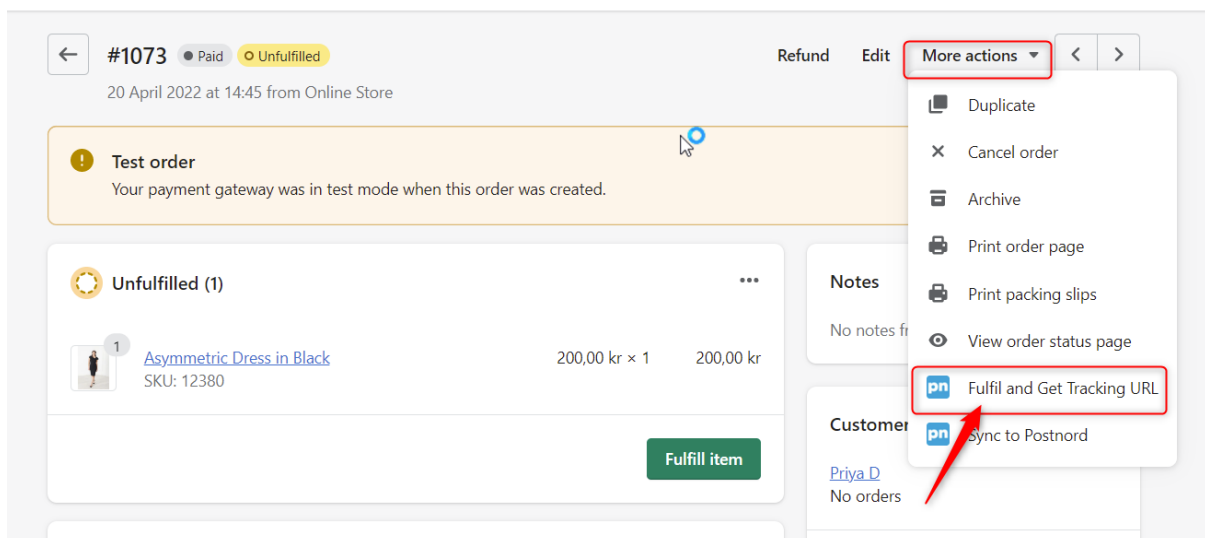
This guide will illustrate the steps to get the tracking link.

### 1. Create order

Go to your Shopify store and create an order. Make sure the order is synced to Postnord dashboard and booked.

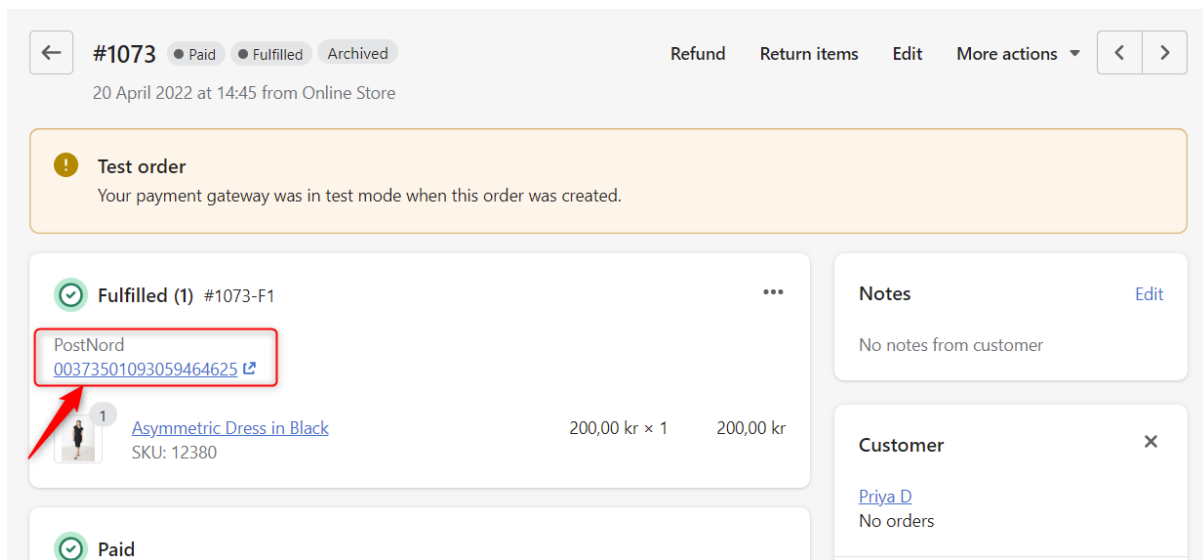
### 2. Click Fulfill & Get Tracking URL

Please open your order and click "Fulfill & Get Tracking URL"(See screenshot) option from "More actions" menu.



The screenshot displays a Shopify order page for order #1073, which is in an 'Unfulfilled' state. The order was placed on 20 April 2022 at 14:45 from the Online Store. A warning message indicates that the payment gateway was in test mode. The order contains one unfulfilled item: 'Asymmetric Dress in Black' (SKU: 12380) priced at 200,00 kr. A 'Fulfill item' button is visible at the bottom of the item list. On the right side, a 'More actions' dropdown menu is open, listing various options such as 'Duplicate', 'Cancel order', 'Archive', 'Print order page', 'Print packing slips', 'View order status page', 'Fulfill and Get Tracking URL', and 'Sync to Postnord'. The 'Fulfill and Get Tracking URL' option is highlighted with a red box, and a red arrow points to it from the bottom right.

The Postnord app will now add the tracking link inside your Shopify order.




← #1073 ● Paid ● Fulfilled Archived Refund Return items Edit More actions ▾ < >

20 April 2022 at 14:45 from Online Store

! **Test order**  
Your payment gateway was in test mode when this order was created.

✓ **Fulfilled (1) #1073-F1** ...

PostNord  
00373501093059464625 ↗

1  [Asymmetric Dress in Black](#) 200,00 kr × 1 200,00 kr  
SKU: 12380

✓ **Paid**

**Notes** Edit  
No notes from customer

**Customer** ×  
[Priya D](#)  
No orders

## Uniwin Helpdesk

**Uniwin**  
Service as it should be

Contact us on [support@uniwin.se](mailto:support@uniwin.se)

Thank you!