

# CarrierService API



## Enable CarrierService API feature in Shopify



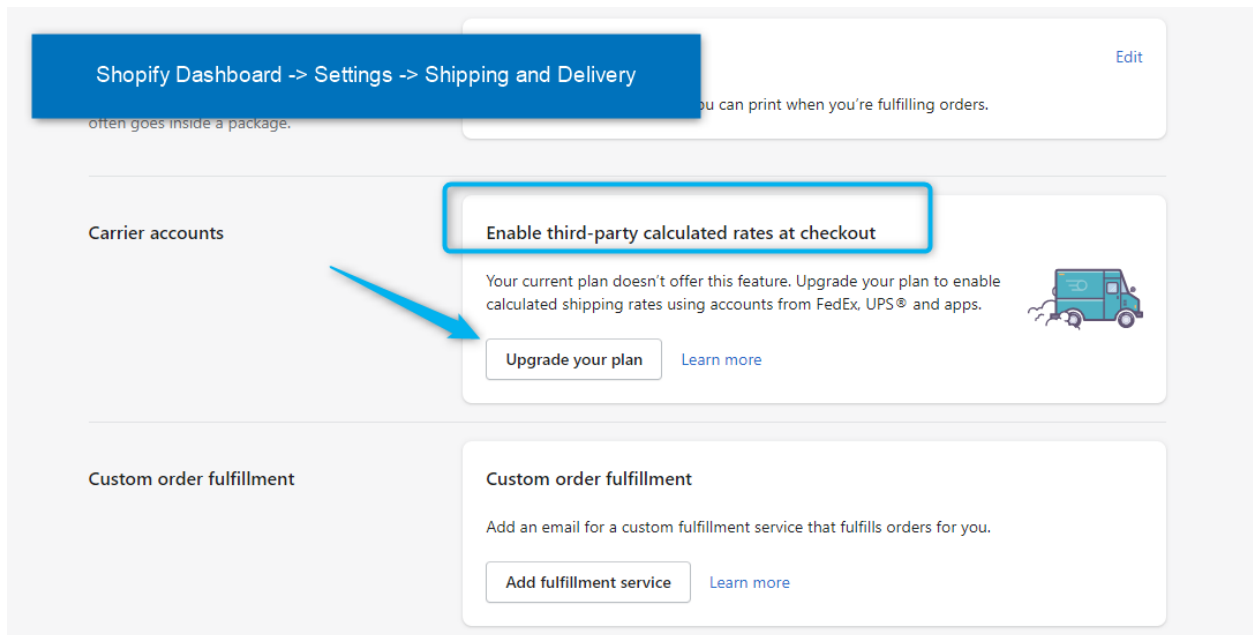
CarrierService API is a feature that allow to display 3<sup>rd</sup> party delivery option in the Shopify Checkout page. It is also called "Third-party calculated rates" or "carrier-calculated shipping". **The feature must be enabled on your store before you install Uniwin's app.** If it is activated afterwards, then you must remove and install the app again.

It is a paid feature depending on which Shopify plan you have.

If you have the Shopify Advanced plan or higher, then the feature is free and it will be available in your store already, so you don't need to take any action.

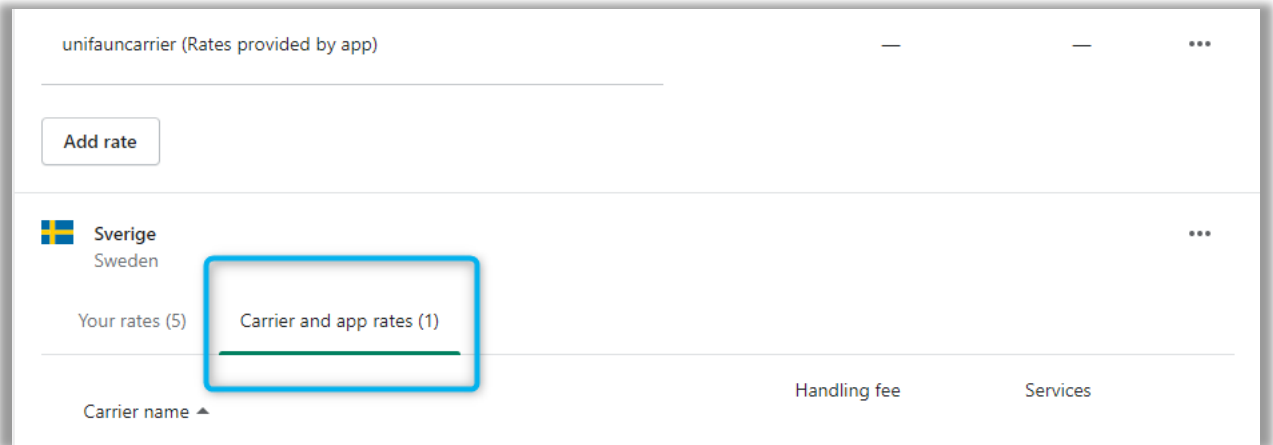
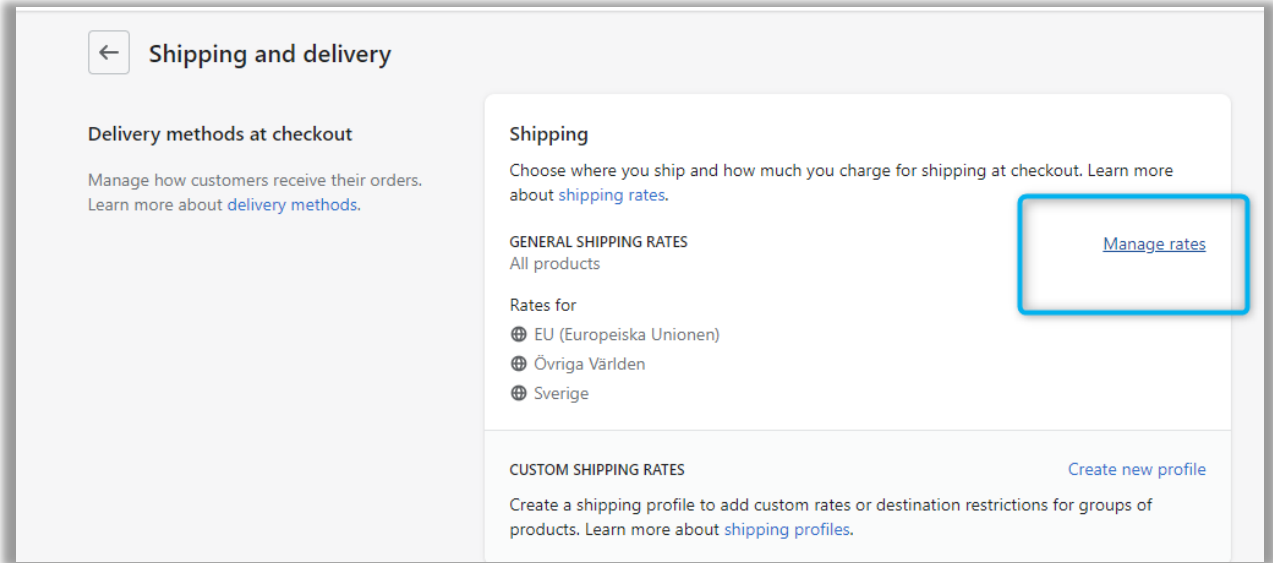
If you have a Basic Shopify (\$29) or Standard Shopify (\$79) plan and you are paying the subscription cost every month, then you can get access to the carrier service for \$20 a month. Please contact Shopify Support for enabling the feature.

It is also free if you opt to pay for an annual subscription of the lower Shopify plans: Basic Shopify (\$29) or Standard Shopify (\$79). In this case you must contact Shopify Support to activate CarrierService API for free.



In Shopify admin you can verify whether Carrier Service API is enabled or not. Go to page Shopify Dashboard -> Settings -> Shipping and Delivery. On section "Carrier accounts" / "Enable third-party calculated rates at checkout" you can see "Upgrade you plan" if the service is not enabled for you.

When the feature is activated and registered for use by any app, then you will be able to see the section "Carrier and app rates" in Shopify Admin if you go to Settings->Shipping and Delivery->Manage Rates, see images below.



## Uniwin Helpdesk

Contact us on [support@uniwin.se](mailto:support@uniwin.se)

Thank You!

