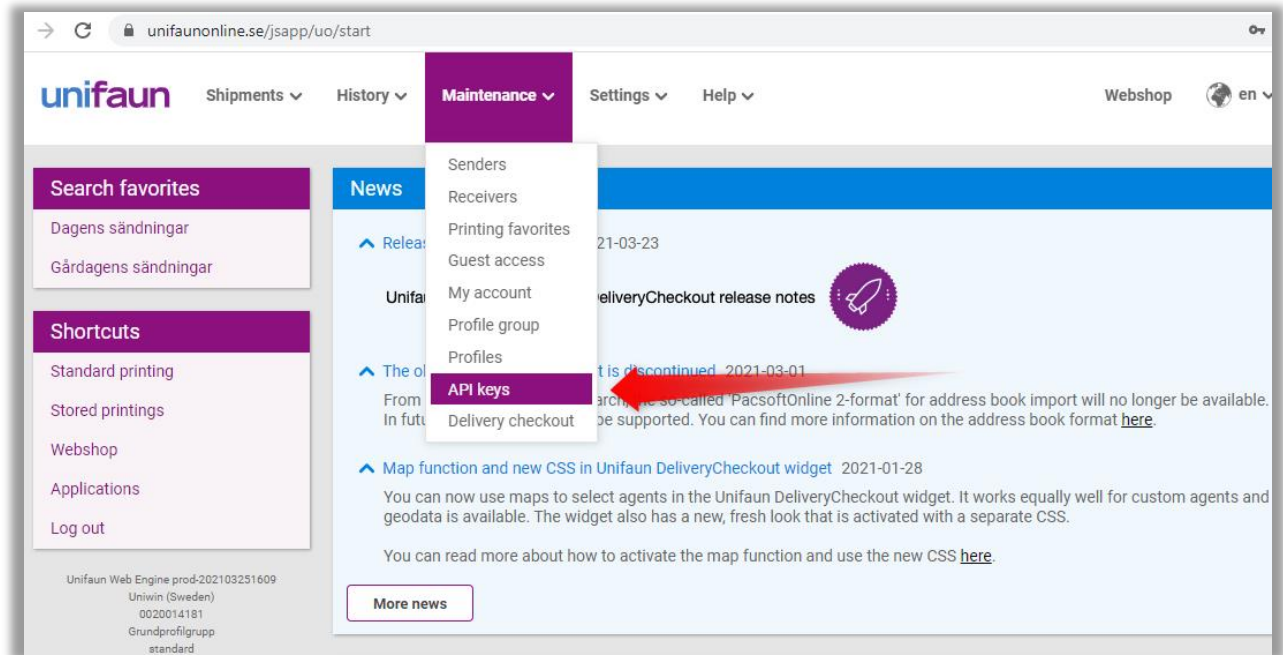


# Create API key

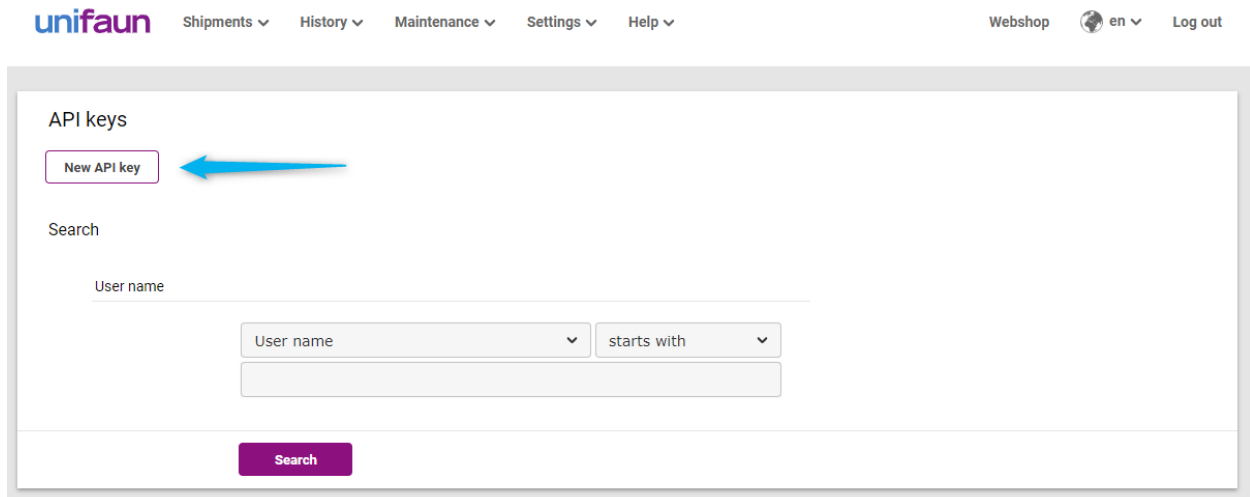
## API key for connecting Airmee app with Unifaun

The screenshot shows the Airmee dashboard interface. On the left is a navigation menu with options like Home, Orders, Products, Customers, Analytics, Marketing, Discounts, and Apps. The main content area is titled 'Airmee / Data Synchronization' and features the 'Airmee' logo. Below the logo are tabs for 'Airmee Settings', 'Account Settings' (which is active), 'General Settings', 'Manual Sync', and 'Support'. The 'Account Settings' tab contains a form with three input fields: 'API Id', 'API Secret', and 'Account'. The 'API Secret' field has a lock icon and a small 'x' icon. A 'Save' button is located below the form, and a 'Unifaun Sign Up' link is at the bottom. Two blue arrows point to the 'API Id' and 'API Secret' fields.

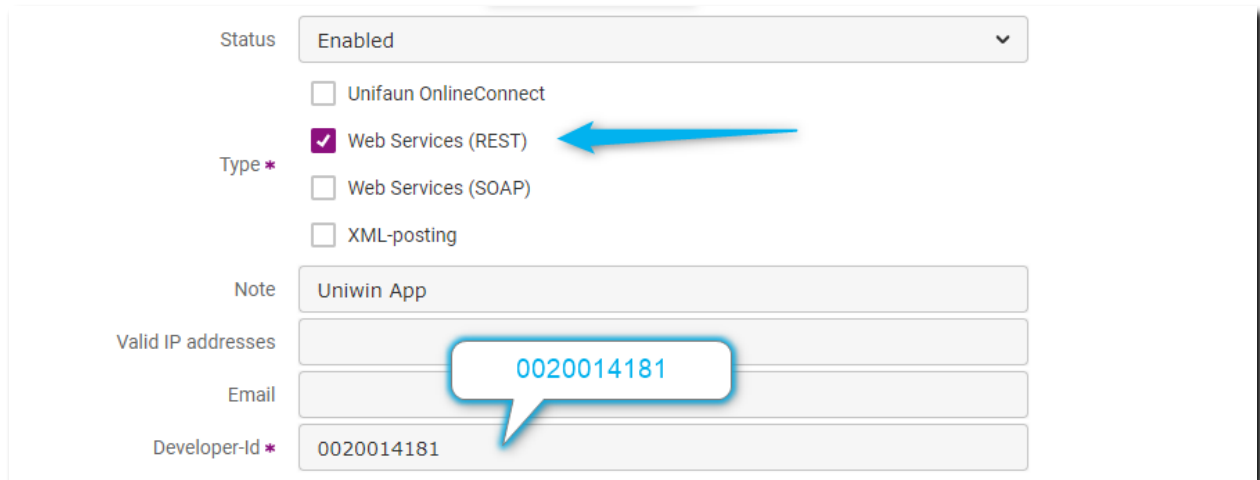
This document shows how to create an API ID and Secret ID in Unifaun Online dashboard. The key needs to be saved in your Airmee app for connecting your Shopify store with Unifaun Online account in order to sync shipping labels to Unifaun.



Login to your Unifaun Online dashboard and click into menu "Maintenance->Api keys. If you do not have the option called "API keys", then a required addon service called OrderConnect is not available on your Unifaun account, please contact us to get it enabled.



On the next page click on "New API Key" button.



Status: Enabled

Type \*

- Unifaun OnlineConnect
- Web Services (REST)
- Web Services (SOAP)
- XML-posting

Note: Uniwin App

Valid IP addresses:

Email:

Developer-Id \*: 0020014181

Leave the status on **Enabled** and make sure that checked Type is **Web Services (REST)**.

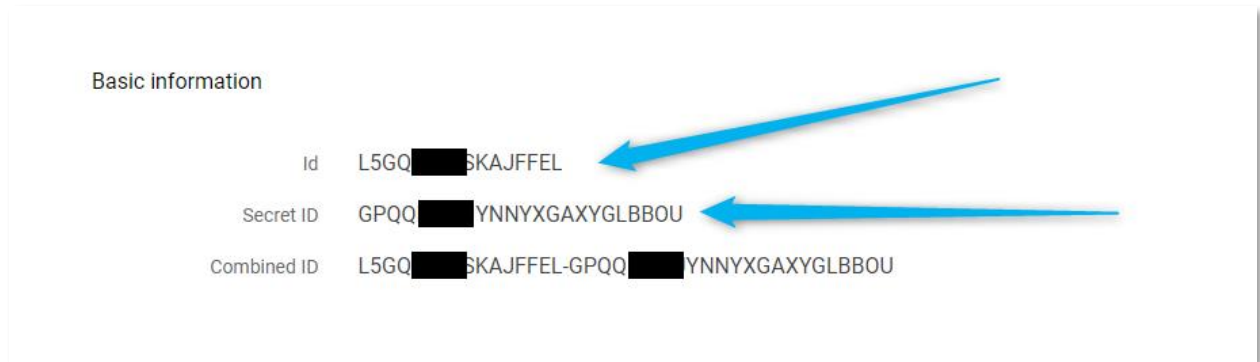
As you can create multiple API-keys, you can write a short note on this particular API-key and what it will be used for. Type for instance "Uniwin App" in this case.

IP-address restriction: you can leave it empty.

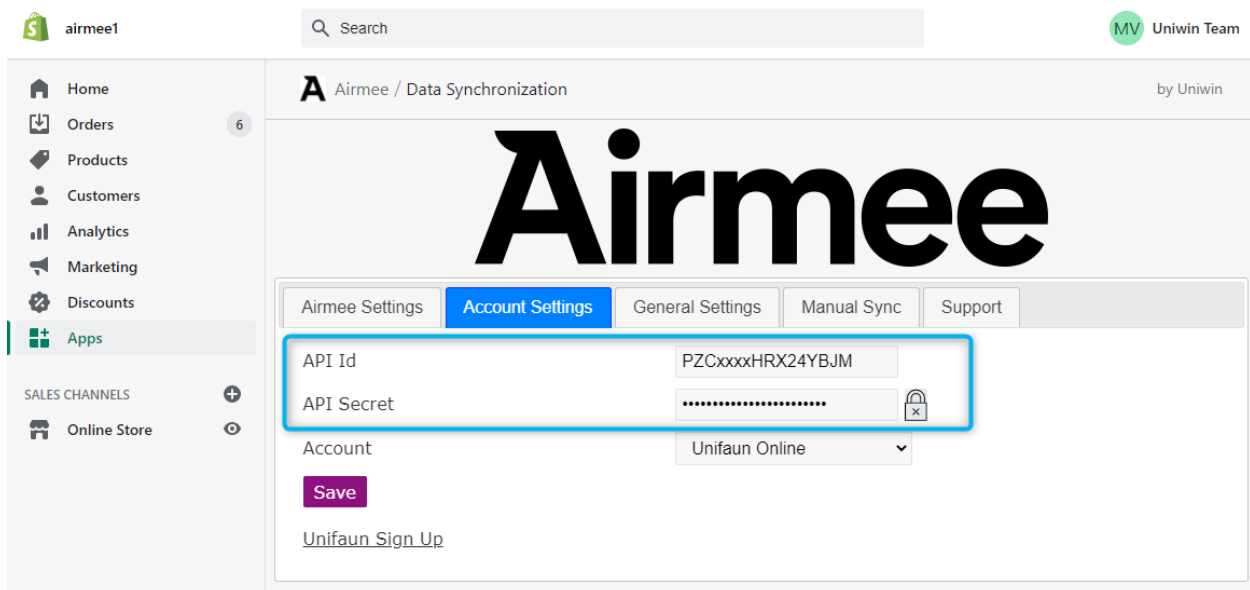
E-mail field: you can leave it empty.

Developer-ID: here you must use Uniwin's developer ID, it is **0020014181**

Finally click on "Finish" / "Save"



Once you click on Finish, the system will automatically generate the api key consisting of an api ID, secret ID and combined ID.



The values ID and secret ID must be saved inside the Airmee app, check screenshot.

Questions?

Mail us at [support@uniwin.se](mailto:support@uniwin.se)

Chat with us on [www.uniwin.se](http://www.uniwin.se)

For remote support start TeamViewer Quick Support from:

<https://get.teamviewer.com/uniwin>